

LUMASENSE IMPAC PYROMETERS

Product Overview

Highly Accurate Infrared Thermometers for Non-contact Temperature Measurements

LumaSense's IMPAC pyrometers are temperature measurement instruments that operate on the principle of infrared radiation, i.e. they detect infrared radiation of objects to determine the temperature.

In many industry sectors, the use of non-contact temperature measurement instruments is an important technology. For example, it is used for controlling complete factory processes or measuring even the smallest components to ensure a consistent quality level.

With a huge pyrometer product portfolio developed from years of research and customer contact, LumaSense Technologies provides solutions for nearly every application request. Special solutions that are not listed in this brochure can also be quickly adapted to customer or application specific requirements.

This overview gives an impression of the broad variety of pyrometers and the possibilities that they provide. The instruments are classified in application areas and thereunder in product series.

Metallic, ceramic, and graphite surfaces



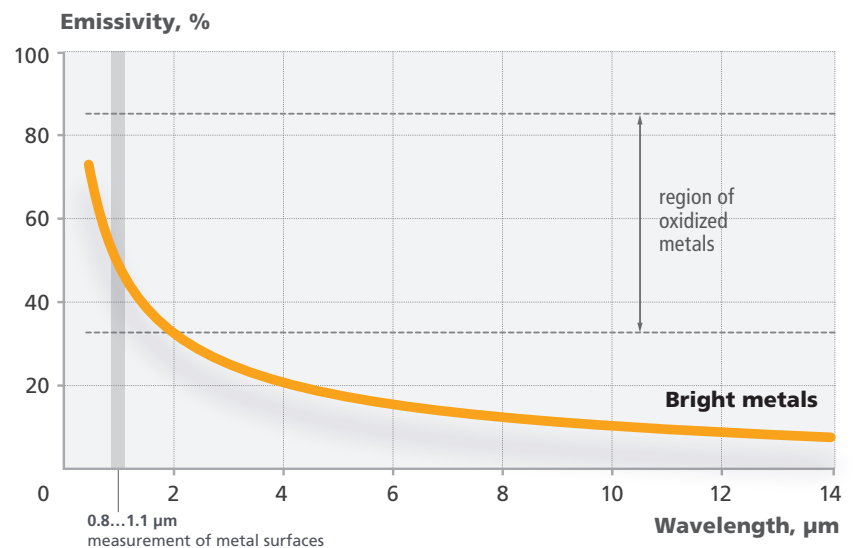
EMISSIVITY OF METALS

The emissivity of bright metal surfaces is high at short wavelengths and decreases with lengthening wavelengths. In the presence of oxidized and soiled metal surfaces, results are not necessarily consistent; emissivity may be strongly influenced by temperature and/or wavelength.

Metal components are often bright after machining, and their surfaces change when heated. At temperatures above 300 °C, tarnishing colors and increasing oxidation scale usually appear. This needs to be taken into consideration to avoid measurement errors.

Shiny metal surfaces strongly reflect infrared radiation, i.e. their reflection coefficient is high and their emission coefficient is low.

A hot object has a high reflection coefficient and, if it is close to where a temperature reading needs to be taken, it affects the value of that reading (especially with hotter objects).



PORTABLE PYROMETERS SERIES 8

Portable pyrometers suitable for measuring metals, ceramics, graphite, etc. or special applications such as pouring streams or in coke ovens.

- Precision optics for small spot sizes
- Robust die cast housing for use in harsh environments
- Large data storage
- Short response time for measurements of fast processes
- Temperature display on housing, in view finder, and multifunctional display



SERIES 8

PORTABLE

SERIES 15



IS 8 pro



IS 8-GS pro



IGA 8 pro



IGA 15 plus

Model	IS 8 pro	IS 8-GS pro	IGA 8 pro	IGA 15 plus
Brief Description	Very fast portables for measurements on metals and ceramics. Very small spot sizes, maximum value storage, temperature indicator.	Especially designed for measurements on molten metals in the pouring stream.	Very fast portables for measurements on metals and ceramics. Very small spot sizes, maximum value storage, temperature indicator.	Measurement of metals, ceramics, graphite, etc. Laser targeting light, min./ max./ avg., data storage, close-up lens for spot sizes up to 1.25 mm.
Temperature Ranges	600...1800 °C 750...2500 °C	1000...2000 °C	250...1600 °C 280...2000 °C	250...1800 °C
Spectral Range	0.78...1.1 µm	0.55 µm	1.45 ... 1.8 µm	1.45...1.8 µm
Measurement Uncertainty	0.4% oR + 1 °C	0.4% oR + 1 °C	0.4% oR + 1 °C	0.6% oR
Repeatability	0.1% oR or 0.8 °C	0.1% oR or 0.8 °C	0.1% oR or 0.8 °C	0.2% oR
Optics	Focusable optics: 500...9000 mm Optional: close-up-lens 250...500 mm	Focusable optics: 500...9000 mm Optional: close-up-lens 250...500 mm	Focusable optics: 500...9000 mm Optional: close-up-lens 250...500 mm	Fixed optics: a=800 mm Optional: close-up-lens a=250 mm
Field of View (Minimum spot size Ø in mm)	min. 500:1 (1 mm) w. close-up-lens: 0.5 mm	180:1 (2.8 mm) w. close-up-lens: 1.1 mm	min. 310:1 (1.6 mm) w. close-up-lens: 0.8 mm	min 200:1 (4 mm) w. close-up-lens: 1.25 mm
Alignment	Through-lens-sighting	Through-lens-sighting	Through-lens-sighting	Laser targeting
Exposure time t_{90}	1 ms	500 ms	1 ms	20 ms
Output	USB	USB	USB	USB



METALS

FEATURED PRODUCT

ISR 6-TI ADVANCED

First industrial grade hybrid pyrometer – combination of pyrometry and thermal imaging in a single solution.

- Built-in video camera with short wavelength infrared filter
- Definition and evaluation of ROIs (Regions of Interest) in the thermal image
- Auto calibration of thermal image relative to accurate pyrometer temperature reading
- Inclusive video cable and Video-to-USB grabber for use with InfraWin software



PYROMETRY

IMAGING

SERIES 5



Model	ISQ 5	ISQ 5-LO	IS 6 Advanced	IGA 6 Advanced
Brief Description	Digital, fast pyrometer in 2-color design (switchable to mono mode) with analog output and digital interface, max. value storage, adjustable temp. Range. Different optics and different sighting options.	Digital, fast fiber optic pyrometer in 2-color design (switchable to mono mode) with analog output and digital interface, max. value storage, adjustable temp. range. Various optical heads available.	Extremely fast and highly accurate digital pyrometer with very long temperature ranges, analog output, digital interface, focusable optics, and integrated LED display.	Extremely fast and highly accurate digital pyrometer with very long temperature ranges, analog output, digital interface, focusable optics, and integrated LED display.
Temperature Ranges	600...1400 °C 700...1800 °C 750...2000 °C	700 ... 1800 °C 800 ... 2500 °C 1000 ... 3000 °C	600...1800 °C 600...3000 °C	250...1800 °C 250...2500 °C
Spectral Range	Ch. 1: 0.9 µm Ch. 2: 1.05 µm	Ch. 1: 0.7...1.15 µm Ch. 2: 0.97...1.15 µm	0.7...1.1 µm	1.45...1.8 µm
Measurement Uncertainty	< 1500 °C: 0.5% oR + 2 °C > 1500 °C: 1% oR	< 1500 °C: 0.5% oR + 2 °C > 1500 °C: 1% oR	< 1500 °C: 0.3% oR + 2 °C > 1500 °C: 0.6% oR	< 1500 °C: 0.3% oR + 2 °C > 1500 °C: 0.6% oR
Repeatability	0.2% oR + 2 °C	0.2% oR + 2 °C	> 300 °C: 0.15% oR + 1 °C	> 300 °C: 0.15% oR + 1 °C
Optics	8 fixed optics: a=250 mm a=300 mm a=500 mm a=800 mm a=1300 mm	3 optical heads: Optics I: 3 fixed distances Optics II: 4 fixed distances Optics III: 6 focusable optics	Manually focusable between 210...5000 mm	Manually focusable between 210...5000 mm
Field of View (Minimum spot size Ø in mm)	min. 200:1 (1.5 mm)	Optics I: 100:1 (1.2 mm) Optics II: min. 200:1 (0.45 mm)	min. 350:1 (min. 0.6 mm)	min. 350:1 (min. 0.6 mm)
Alignment	Laser targeting or through-lens-sighting or TV camera (b&w)	Laser targeting	Laser targeting or through-lens-sighting or color TV camera	Laser targeting or through-lens-sighting or color TV camera
Exposure time t₉₀	< 10 ms, adjustable to 10 s	< 10 ms, adjustable to 10 s	120 µs, adjustable up to 10 s	120 µs, adjustable up to 10 s
Output	0/4...20 mA, RS232 or RS485	0/4...20 mA, RS232 or RS485	0/4...20 mA, RS485, (RS232 optional)	0/4...20 mA, RS485, (RS232 optional)

IGAR 6 ADVANCED

Digital ratio pyrometer with possible combination of 1-color and 2-color measurement.

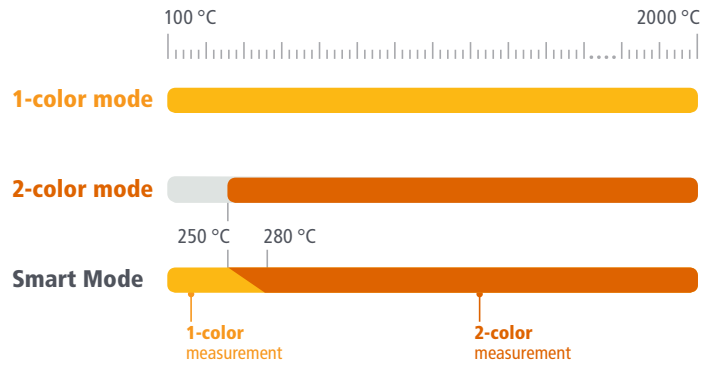
Wide temperature ranges and various operating modes:

- 1-color mode: 100...2000 °C
- 2-color mode: 250...2000 °C
- Smart mode: automatic (temperature-dependent) transition from 1-color to 2-color mode

Very fast response time for highly dynamic processes.

Automatic emissivity determination. 4 digit LED display. Fully digital core for sub-ranging and adopted analog output.

OPERATING MODES



IGA 6/23 Advanced

Low temperature version of the IGA 6 Advanced for temperature measurement on metals starting at 50 °C.



ISR 6 Advanced

Highly accurate digital, fast pyrometer in 2-color design (switchable to mono mode) with analog output and digital interface, focusable optics, and integrated LED display.



ISR 6-TI Advanced

Highly accurate digital pyrometer in 2-color design with built-in video camera system and infrared filter for non-contact measurement and display of thermal images.



IGAR 6 Advanced

Highly accurate digital pyrometer in 2-color design with possible combination of 1-color and 2-color measurement.

50...1000 °C 75...1300 °C 150...1800 °C	600...1400 °C 700...1800 °C 800...2500 °C 1000...3000 °C	700...1800 °C	1-color & smart mode: 100...2000 °C 2-color mode: 250...2000 °C
2...2.6 μm	Ch. 1: 0.9 μm Ch. 2: 1.05 μm	Ch. 1: 0.9 μm Ch. 2: 1.05 μm	Ch. 1: 1.5...1.6 μm Ch. 2: 2.0...2.5 μm
< 1500 °C: 0.3% oR + 2 °C > 1500 °C: 0.6% oR	< 1500 °C: 0.3% oR + 2 °C > 1500 °C: 0.6% oR	< 1500 °C: 0.3% oR + 2 °C > 1500 °C: 0.6% oR	< 1500 °C: 0.4% oR + 2 °C > 1500 °C: 0.8% oR in °C
0.15% oR + 1 °C	0.15% oR + 1 °C	0.15% oR + 1 °C	0.2% oR + 1 °C
Manually focusable between 210...5000 mm	Manually focusable between 210...5000 mm	Manually focusable between 210...5000 mm	Manually focusable between 210...5000 mm
min. 350:1 (min. 0.6 mm)	min. 350:1 (min. 0.6 mm) Option: line optics	min. 190:1 (min. 1.1 mm) FOV thermal image: 6.0° x 4.5° Pixels: 768 x 576	min. 100:1 (min. 2.1 mm) Option: line optics
Laser targeting or through-lens-sighting or color TV camera	Laser targeting or through-lens-sighting or color TV camera	Thermal image or video image (b&w)	Laser targeting or through-lens-sighting or color TV camera
0.5 ms, adjustable up to 10 s	2 ms, adjustable up to 10 s	2 ms, adjustable up to 10 s Thermal image: up to 25 Hz	2 ms, adjustable up to 10 s
0/4...20 mA, RS485, (RS232 optional)	0/4...20 mA, RS485, (RS232 optional)	0/4...20 mA, RS485 (RS232 optional), Video signal	0/4...20 mA, RS485, (RS232 optional)



METALS

FIBER OPTIC PYROMETERS

Fiber optic pyrometers use an optical fiber to transmit the radiation between an optical head and the measuring transducer.

Examples:

- Various optical heads available
- Can be used for measurements in vacuum chambers using feed through flanges
- The optical head and fiber can be used at high ambient temperatures
- Optical head and fiber can be used in electromagnetic fields



SERIES 12



ISR 12-LO



ISR 12-LO/GS



IGAR 12-LO

Model	ISR 12-LO		ISR 12-LO/GS	IGAR 12-LO	
Brief Description	Fully digital, very fast pyrometer in 2-color design (switchable to mono mode), with fiber optic cable lengths up to 30 m, display and laser targeting light, very small spot sizes, analog output and digital interface, maximum value storage.		Special version of ISR 12-LO for measurement of pouring streams.	Fully digital, very fast pyrometer in 2-color design (switchable to mono mode), with fiber optic cable lengths up to 30 m, display and laser targeting light, very small spot sizes, analog output and digital interface, maximum value storage.	
Temperature Ranges	600...1300 °C 750...1800 °C 900...2500 °C 1000...3300 °C		600...1300 °C 750...1800 °C 900...2500 °C	300...1000 °C 350...1300 °C 450...1700 °C	500...2200 °C 550...2500 °C
Spectral Range	Ch. 1: 0.8 µm Ch. 2: 1.05 µm		Ch. 1: 0.8 µm Ch. 2: 1.05 µm	Ch. 1: 1.52 µm (MB 22: 1.28 µm) Ch. 2: 1.64 µm (MB 22: 1.65 µm)	
Measurement Uncertainty	< 1500 °C: 0.4% oR + 1 °C > 1500 °C: 0.6% oR + 1 °C		< 1500 °C: 0.4% oR + 1 °C > 1500 °C: 0.6% oR + 1 °C	< 1500 °C: 0.5% oR + 1 °C > 1500 °C: 0.7% oR + 1 °C	
Repeatability	0.2% oR + 1 °C		0.2% oR + 1 °C	0.3% oR + 1 °C	
Optics	3 optical heads: Optics I: 3 fixed distances Optics II: 4 fixed distances Optics II: 6 focusable optics		5 fixed optics: a = 340 mm a = 500 mm a = 750 mm a = 1000 mm a = 2000 mm	lines shaped spot (5% or 12% of distance) 3 optical heads: Optics I: 3 fixed distances Optics II: 4 fixed distances Optics II: 6 focusable optics	
Field of View (Minimum spot size Ø in mm)	Optics I: 100:1 (2.2 mm) Optics II: min. 200:1 (0.45 mm)		min. 210:1 (1.6 mm)	Optics I: 100:1 (2.2 mm) Optics II: min. 200:1 (0.45 mm)	
Alignment	Laser targeting		Laser targeting	Laser targeting	
Exposure time t_{90}	2 ms, adjustable up to 10 s		2 ms, adjustable up to 10 s	2 ms, adjustable up to 10 s	
Output	0/4...20 mA, RS232 or RS485 (switchable)		0/4...20 mA, RS232 or RS485 (switchable)	0/4...20 mA, RS232 or RS485 (switchable)	

SERIES 12-TSP

Transfer Standard Pyrometers for verification of blackbody calibration source temperatures.

The accuracy of a calibration source (blackbody) is likely to drift over the course of time from the defined specification. Special Transfer Standard Pyrometers meet extreme high accuracy specifications and are used to transfer temperature data from a primary infrared source to other calibration sources.



IS 12, IS 12-S

Fully digital, highly accurate, very fast pyrometers. Built-in digital display, view finder and optional targeting light, very small spot sizes, variable or fixed optics, analog output, digital interface, maximum value storage. Option: built-in scanner (-S).



IGA 12, IGA 12-S

Fully digital, highly accurate, very fast pyrometers. Built-in digital display, view finder and optional targeting light, very small spot sizes, variable or fixed optics, analog output, digital interface, maximum value storage. Option: built-in scanner (-S).



IS 12-TSP

Transfer-Standard-Pyrometer specially designed for the exact verification of the temperature of a blackbody calibration source. Resolution 0.01 °C, extremely high accuracy and long term stability. Traceable works certificate with 5 measuring points.



IGA 12-TSP

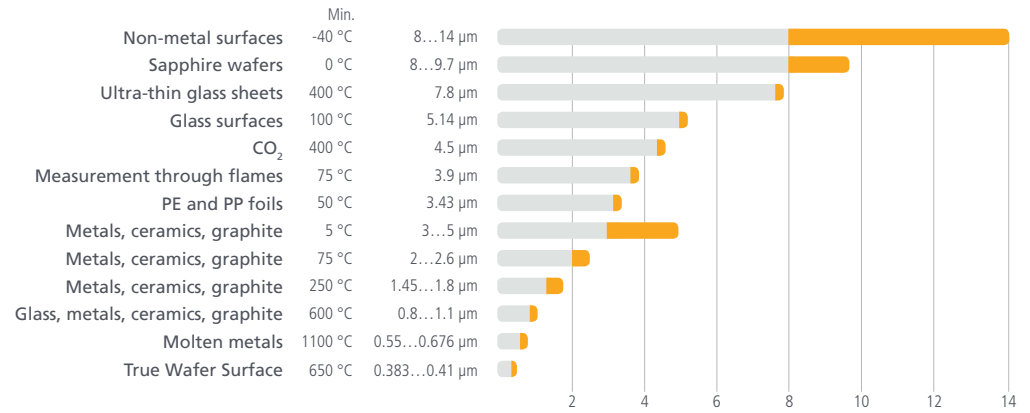
Transfer-Standard-Pyrometer specially designed for the exact verification of the temperature of a blackbody calibration source. Resolution 0.01 °C, extremely high accuracy and long term stability. Traceable works certificate with 5 measuring points.

550...1400 °C 600...1600 °C 650...1800 °C	750...2500 °C 550...2000 °C 700...3500 °C	250...1000 °C 300...1300 °C 350...1800 °C	400...2300 °C 250...1400 °C	600...2520 °C 850...2520 °C 600...3000 °C	200...1020 °C 250...1400 °C	
0.7...1.1 μm		1.45...1.8 μm		0.94 μm (600...2520 / 3000 °C) 0.65 μm (850...2520 °C)"		1.57 μm
< 1500 °C: 0.3% oR + 1 °C > 1500 °C: 0.5% oR		< 1500 °C: 0.3% oR + 1 °C > 1500 °C: 0.5% oR		< 1500 °C: 0.15% oR + 1 °C 1500...2700 °C: 0.25% oR > 2700 °C: 0.35% oR		< 1500 °C: 0.15% oR + 1 °C 1500...2700 °C: 0.25% oR > 2700 °C: 0.35% oR
0.1% oR + 1 °C		0.1% oR + 1 °C		1 °C		1 °C
6 fixed optics: a = 80 mm a = 160 mm a = 250 mm a = 660 mm a = 1300 mm a = 5600 mm	3 focusable optics: 277...533 mm 388...1170 mm 550...9500 mm	6 fixed optics: a = 80 mm a = 160 mm a = 250 mm a = 660 mm a = 1300 mm a = 5600 mm	3 focusable optics: 279...520 mm 390...1190 mm 550...5600 mm	3 focusable optics: 275...520 mm 385...1125 mm 540...9000 mm	3 focusable optics: 275...520 mm 385...1125 mm 540...9000 mm	
Fixed Optics: min. 900:1 (0.1 mm) Focusable Optics: min. 900:1 (0.4 mm)		Fixed Optics: min. 900:1 (0.1 mm) Focusable Optics: min. 900:1 (0.4 mm)		400:1 (0.7 mm)		250:1 (1.1 mm)
Through-lens-sighting and laser targeting		Through-lens-sighting and laser targeting		Through-lens-sighting and laser targeting		Through-lens-sighting and laser targeting
< 1 ms, adjustable up to 10 s		< 1 ms, adjustable up to 10 s		< 1 ms, adjustable up to 10 s		< 1 ms, adjustable up to 10 s
0/4...20 mA, RS232 or RS485 (switchable)		0/4...20 mA, RS232 or RS485 (switchable)		0/4...20 mA, RS232 or RS485 (switchable)		0/4...20 mA, RS232 or RS485 (switchable)



METALS

TYPICAL SPECTRAL RANGES



SERIES 50



Model	IS 50-LO plus		IS 50/055-LO plus	IS 50/067-LO plus	IGA 50-LO plus		ISR 50-LO
Brief Description	Very fast, digital fiber optic pyrometer. Different optical heads available, very small spot sizes. Laser targeting light, display, and buttons for instrument settings.		Special version of the IS 50-LO plus with extremely short wavelength for metal measurements with high emissivity and little dependency on emissivity variations.	Special version of the IS 50-LO plus with extremely short wavelength for metal measurements with high emissivity and little dependency on emissivity variations.	Very fast, digital fiber optic pyrometer. Different optical heads available, very small spot sizes. Laser targeting light, display, and buttons for instrument settings.		Digital, fast fiber optic pyrometer in 2-color design (switchable to mono mode). Analog output, digital interface, maximum value storage. Small spot sizes.
Temperature Ranges	550...1400 °C 600...1600 °C 550...1800 °C 650...1800 °C	600...2000 °C 750...2500 °C 900...3300 °C	1000...2300 °C	1100...3500 °C	300...1300 °C 250...1350 °C 350...1800 °C	300...2000 °C 450...2500 °C 350...2500 °C	600...1400 °C 700...1800 °C 800...2500 °C 1000...3000 °C
Spectral Range	0.7...1.1 μm		0.55 μm	0.676 μm	1.45...1.8 μm		Ch. 1: 0.9 μm Ch. 2: 1.05 μm
Measurement Uncertainty	< 1500 °C: 0.3% oR + 1 °C > 1500 °C: 0.5% oR		< 1500 °C: 0.3% oR + 1 °C > 1500 °C: 0.5% oR	< 1500 °C: 0.3% oR + 1 °C > 1500 °C: 0.5% oR	< 1500 °C: 0.3% oR + 1 °C > 1500 °C: 0.5% oR		< 1500 °C: 0.5% oR + 2 °C > 1500 °C: 1% oR
Repeatability	0.1% oR + 1 °C		0.1% oR + 1 °C	0.1% oR + 1 °C	0.1% oR + 1 °C		0.2% oR + 2 °C
Optics	3 optical heads: Optics I: 3 fixed distances Optics II: 4 fixed distances Optics II: 6 focusable optics		3 optical heads: Optics I: 3 fixed distances Optics II: 4 fixed distances Optics II: 6 focusable optics	3 optical heads: Optics I: 3 fixed distances Optics II: 4 fixed distances Optics II: 6 focusable optics	3 optical heads: Optics I: 3 fixed distances Optics II: 4 fixed distances Optics II: 6 focusable optics		4 fixed optics: a = 340 mm a = 600 mm a = 1000 mm a = 4500 mm
Field of View (Minimum spot size Ø in mm)	Optics I: 100:1 (1.2 mm) Optics II: min. 200:1 (0.45 mm)		Optics I: 100:1 (1.2 mm) Optics II: min. 200:1 (0.45 mm)	Optics I: 100:1 (1.2 mm) Optics II: min. 200:1 (0.45 mm)	Optics I: 100:1 (1.2 mm) Optics II: min. 200:1 (0.45 mm)		min. 200:1 (min. 1.7 mm)
Alignment	Laser targeting		Laser targeting	Laser targeting	Laser targeting		—
Exposure time t₉₀	< 1 ms, adjustable up to 10 s		< 1 ms, adjustable up to 10 s	< 1 ms, adjustable up to 10 s	< 1 ms, adjustable up to 10 s		10 ms, adjustable up to 10 s
Output	0/4...20 mA, RS232 or RS485 (switchable)		0/4...20 mA, RS232 or RS485 (switchable)	0/4...20 mA, RS232 or RS485 (switchable)	0/4...20 mA, RS232 or RS485 (switchable)		0/4...20 mA, RS232 or RS485 (switchable)

SERIES 140 WITH PROFIBUS, PROFINET, OR ETHERNET INTERFACE

Next to the standard interfaces RS232 and RS485, the IS 140, IGA 140, and IGA 140/23 pyrometers are also available with internal Profibus, Profinet, or Ethernet interface.

Easy integration into existing Profibus or Profinet systems or into the existing local network.

- -PB types are equipped with a Profibus-DP interface
- -ET types are equipped with an Ethernet interface
- -PN types are equipped with a Profinet interface



SERIES 140



IS 140

Fully digital, very fast pyrometer. Very small spot sizes, focusable optics. Display, buttons for instrument settings, analog output, digital interface, maximum value storage.



IS 140/055

Special version of the IS 140 with extremely short wavelength for measurements of metals with high emissivity and little dependency on emissivity variations.



IS 140/067

Special version of the IS 140 with extremely short wavelength for measurements of metals with high emissivity and little dependency on emissivity variations.



IS 140 Forging

Special version of the IS 140 for measurement of Forging processes.



IGA 140

Fully digital, very fast pyrometer. Very small spot sizes, focusable optics. Display, buttons for instrument settings, analog output, digital interface, maximum value storage.

550...1400 °C 600...1600 °C 650...1800 °C 750...2500 °C	900...3300 °C 550...1800 °C 750...3500 °C	1000...2000 °C	1100...3500 °C	650...1800 °C	300...1300 °C 350...1800 °C 450...2500 °C 220...1500 °C	250...1350 °C 300...2000 °C 350...2500 °C 300...3000 °C
0.7...1.1 µm	0.55 µm	0.676 µm	0.7...1.1 µm	1.45 ... 1.8 µm		
< 1500 °C: 0.3% oR + 1 °C > 1500 °C: 0.5% oR	< 1500 °C: 0.3% oR + 1 °C > 1500 °C: 0.5% oR	< 1500 °C: 0.3% oR + 1 °C > 1500 °C: 0.5% oR	< 1500 °C: 0.3% oR + 1 °C > 1500 °C: 0.5% oR	< 1500 °C: 0.3% oR + 1 °C > 1500 °C: 0.5% oR	< 1500 °C: 0.3% oR + 1 °C > 1500 °C: 0.5% oR	< 1500 °C: 0.3% oR + 1 °C > 1500 °C: 0.5% oR
0.1% oR + 1 °C	0.1% oR + 1 °C	0.1% oR + 1 °C	0.1% oR + 1 °C	0.1% oR + 1 °C	0.1% oR + 1 °C	0.1% oR + 1 °C
3 focusable optics: a = 130...200 mm a = 190...420 mm a = 340...4000 mm	3 focusable optics: a = 130...200 mm a = 190...420 mm a = 340...4000 mm	3 focusable optics: a = 130...200 mm a = 190...420 mm a = 340...4000 mm	3 focusable optics: a = 130...200 mm a = 190...420 mm a = 340...4000 mm	1 fixed optics: a = 660 mm	3 focusable optics: a = 130...200 mm a = 190...420 mm a = 340...4000 mm	3 focusable optics: a = 130...200 mm a = 190...420 mm a = 340...4000 mm
min. 380:1 (min. 0.35 mm)	min. 380:1 (min. 0.35 mm)	min. 380:1 (min. 0.35 mm)	330:1 (min. 2 mm)	min. 380:1 (min. 0.35 mm)		
Laser targeting or through-lens-sighting or color TV camera (not for all temperature ranges)	Laser targeting	Through-lens-sighting	Laser targeting	Laser targeting or through-lens-sighting or color TV camera (not for all temperature ranges)		
1 ms, adjustable up to 10 s	1 ms, adjustable up to 10 s	1 ms, adjustable up to 10 s	1 ms, adjustable up to 10 s	1 ms, adjustable up to 10 s	1 ms, adjustable up to 10 s	1 ms, adjustable up to 10 s
0/4...20 mA, RS232/RS485 (switchable). Optional: Profibus, Profinet, or Ethernet	0/4...20 mA, RS232/RS485 (switchable)	0/4...20 mA, RS232/RS485 (switchable)	0/4...20 mA, RS232/RS485 (switchable)	0/4...20 mA, RS232/RS485 (switchable), Optional: Profibus, Profinet, or Ethernet		



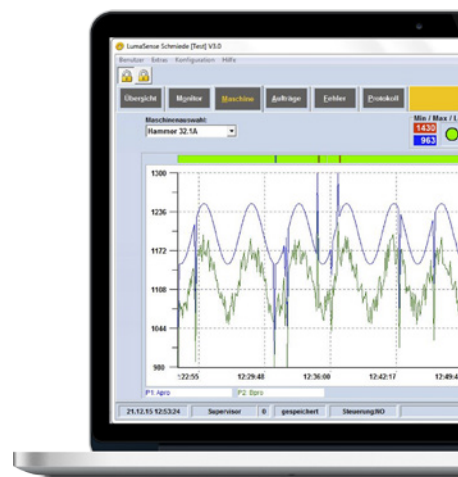
METALS

SOFTWARE

TQCS: TEMPERATURE QUALITY CONTROL SYSTEM

Complete recording and archiving of process temperatures.

- Central, order-related, and manipulation-safe temperature recording for every single work piece – simultaneously on up to 30 machines
- Connects easily to existing machine controllers
- Reliable identification and discharge of scrap
- Modular system for easy upgrade or retrofit



SERIES 140

CONTINUED

SERIES 210



Model	IGA 140/23	IPE 140	IPE 140/39	IS 210	IGA 210, IGA 210-L	
Brief Description	Fully digital, very fast pyrometer for measurement of low temperatures on metals. Very small spot sizes, focusable optics. Display, setting keys, max. value storage. Analog output, digital interface.	Fully digital, very fast pyrometer for measurements of low temperatures on metals. View finder or laser targeting light, small spot sizes, focusable optics. Display, setting keys, max. value storage. Analog output, digital interface.	Special version of the IPE 140 for measurement of objects in flame heated furnaces, sees through clean combustion flames and hot gases.	Fast high temperature digital pyrometer in 2-wire design with analog output, service interface (for programming emissivity, response time and temperature range), and LED targeting light.	Fast medium temperature digital pyrometers in 2-wire design with analog output, service interface (for programming emissivity, response time and temperature range), and LED targeting light.	
Temperature Ranges	50...700 °C 75...900 °C 100...1300 °C 150...1800 °C	5...500 °C 30...1000 °C 50...1200 °C	20...700 °C 75...1200 °C 300...1450 °C 200...1800 °C	650...1800 °C 800...2500 °C	300...1300 °C 350...1800 °C	
Spectral Range	2...2.6 µm	3 ... 5 µm	3.9 µm	0.8...1.1 µm	1.45...1.8 µm	
Measurement Uncertainty	< 400 °C: 2 °C 400...1500 °C: 0.3% oR + 2 °C > 1500 °C: 0.5% oR	< 400 °C: 2.5 °C > 400 °C: 0.4% oR + 1 °C	< 400 °C: 2.5 °C > 400 °C: 0.4% oR + 1 °C	0.5% oR + 1 °C	0.5% oR + 1 °C	
Repeatability	0.1% oR + 1 °C	0.1% oR + 1 °C	0.1% oR + 1 °C	0.1% oR + 1 °C	0.1% oR + 1 °C	
Optics	3 focusable optics: a = 105...150 mm a = 190...440 mm a = 320...4300 mm	4 focusable optics: a = 71...90 mm a = 105...150 mm a = 200...440 mm a = 345...4300 mm	3 focusable optics: a = 105...150 mm a = 200...440 mm a = 345...4300 mm	3 fixed optics: a = 600 mm a = 1000 mm a = 1500 mm	IGA 210: 3 fixed optics: a = 600 mm a = 1000 mm a = 1500 mm	IGA 210-L: 3 fixed optics: a = 300 mm a = 350 mm a = 500 mm
Field of View (Minimum spot size Ø in mm)	min. 340:1 (min. 0.5 mm)	min. 150:1 (min. 0.9 mm)	min. 200:1 (min 0.7 mm)	min. 240:1 (2.5 mm)	min. 175:1 (1.8 mm)	
Alignment	Laser targeting or through-lens-sighting	Laser targeting or through-lens-sighting	Laser targeting or through-lens-sighting	LED targeting light	LED targeting light	
Exposure time t_{90}	1.5 ms, adjustable up to 10 s	1.5 ms, adjustable up to 10 s	1.5 ms, adjustable up to 10 s	20 ms, adjustable up to 10 s	20 ms, adjustable up to 10 s	
Output	0/4...20 mA, RS232/RS485, Optional: -PB, -PN or -ET	0/4...20 mA, RS232/ RS485 (switchable)	0/4...20 mA, RS232/ RS485 (switchable)	4...20 mA	4...20 mA	

SERIES 320

Small and fast digital pyrometers in various versions.

Small housing dimensions for easy installation, suitable for use in confined spaces

LED targeting light

RS485 interface for long transmission networks for connection to a PC via USB converter or machine control (PLC)

Analog output adjustable to 0 or 4 to 20 mA for connection of standard analyzing instruments

Internal digital signal processing for high accuracy

Series includes versions with fiber optics and ratio pyrometer versions



SERIES 310

SERIES 320



IS 310

Good value, small, fast, high temperature 2-wire pyrometer with fixed focus, adjustable emissivity, and LED targeting light.

IGA 310

Good value, small, fast, medium temperature 2-wire pyrometer with fixed focus, adjustable emissivity, and LED targeting light.

IS 320

Small and very fast digital pyrometer with fixed focus and LED targeting light.

IGA 320

Small and very fast digital pyrometer with fixed focus and LED targeting light.

IGA 320/23

Low temperature version of the IGA 320 for temperature measurement on metals starting at 75 °C.

650...1800 °C
800...2300 °C
1100...2500 °C

300...1300 °C
500...1500 °C

550...1400 °C
600...1600 °C
650...1800 °C

300...1300 °C
350...1650 °C
400...1800 °C

75...550 °C
100...700 °C
150...1200 °C
200...1800 °C

0.8...1.1 μm

1.45...1.8 μm

0.8...1.1 μm

1.45...1.8 μm

2...2.6 μm

< 1500 °C: 0.8% oR + 1 °C
> 1500 °C: 1% oR + 1 °C

0.8% oR + 1 °C

< 1500 °C: 0.3% oR + 1 °C
> 1500 °C: 0.5% oR

< 1500 °C: 0.3% oR + 1 °C
> 1500 °C: 0.5% oR

< 400 °C: 2 °C
400...1500 °C: 0.3% oR + 1 °C
> 1500 °C: 0.5% oR

0.3% oR

0.3% oR

0.2% oR + 1 °C

0.2% oR + 1 °C

0.1% oR + 1 °C

3 fixed optics:
a = 250 mm
a = 600 mm
a = 1400 mm

3 fixed optics:
a = 250 mm
a = 600 mm
a = 1400 mm

3 fixed optics:
a = 250 mm
a = 600 mm
a = 1400 mm

3 fixed optics:
a = 250 mm
a = 600 mm
a = 1400 mm

2 fixed optics:
a = 250 mm
a = 800 mm

min. 310:1
(1 mm)

min. 155:1
(2 mm)

min. 200:1
(1.3 mm)

min. 230:1
(1.2 mm)

min. 200:1
(0.25 mm)

LED targeting light

LED targeting light

LED targeting light

LED targeting light

LED targeting light

10 ms

10 ms

2 ms,
adjustable up to 10 s

2 ms,
adjustable up to 10 s

2 ms,
adjustable up to 10 s

4...20 mA

4...20 mA

0/4...20 mA,
RS485

0/4...20 mA,
RS485

0/4...20 mA,
RS485




METALS

FEATURED PRODUCT

HIGH SPEED SERIES 740

The High Speed Series 740 offers ultra fast pyrometers with targeting light, very small spot sizes, and variable or fixed optics with an optional view finder.

- Extremely fast response time of only 6 μ s for measurements of fast moving objects or fast temperature changes.
- Models are also available as measuring stations including bench unit, display, power supply, USB interface, cables, etc.



SERIES 320

CONTINUED

HIGHSPEED SERIES



Model	IGA 320/23-LO	ISR 320	IGA 740, IMGA 740	IGA 740-LO, IMGA 740-LO
Brief Description	Small, short wavelength digital pyrometer with fiber optics for temperature measurement on metals starting at 85 °C.	Small, good value, stationary ratio pyrometer with LED targeting light.	Ultra fast pyrometer for high speed applications with targeting light, very small spot sizes, and variable or fixed optics. Option: view finder. IMGA 740: Measuring station version.	Ultra fast pyrometer for high speed applications with fiber optics, targeting light, small spot sizes, and various optical heads. IMGA 740-LO: Measuring station version.
Temperature Ranges	85...600 °C 100...700 °C 150...1200 °C	700...1700 °C	160...1000 °C 300...1400 °C 300...2300 °C 500...2500 °C	200...1000 °C 300...1400 °C 300...2300 °C 500...2500 °C
Spectral Range	2...2.6 μ m	Ch. 1: 0.9 μ m Ch. 2: 1.05 μ m	MB 10: 1.58...2.2 μ m, MB 23: 2...2.2 μ m MB 14 + 25: 1.58...1.8 μ m	MB 10: 1.58...2.2 μ m, MB 23: 2...2.2 μ m MB 14 + 25: 1.58...1.8 μ m
Measurement Uncertainty	< 400 °C: 2 °C > 400 °C: 0.3% oR + 1 °C	< 1300 °C: 0.5% oR + 1 °C > 1300 °C: 1% oR	0.75% oR	0.75% oR
Repeatability	0.1% oR + 1 °C	0.2% oR + 2 °C	0.3% oR	0.3% oR
Optics	3 optical heads: Optics I: 3 fixed distances Optics II: 4 fixed distances Optics II: 6 focusable optics	2 fixed optics: a = 300 mm a = 800 mm	1 focusable optics: a = 450...3000 mm or Macro optics	2 standard optical heads and 8 special optical heads with dedicated distance to spot ratio available
Field of View (Minimum spot size Ø in mm)	Optics I: 90:1 (1.3 mm) Optics II: min. 180:1 (0.5 mm)	min. 100:1 (3 mm)	Focusable optics: min. 180:1 (2.5 mm) Macro optics: min. 290:1 (0.7 mm)	Standard: min. 70:1 (1.6 mm) Special: min. 280:1 (0.3 mm)
Alignment	LED targeting light	LED targeting light and LEDs for intensity alignment	LED targeting light or through-lens-sighting	LED targeting light
Exposure time t_{90}	2 ms, adjustable up to 10 s	10 ms, adjustable to 10 s	t_{95} : 6 μ s via voltage output, 9 μ s via current output	t_{95} : 6 μ s via voltage output, 9 μ s via current output
Output	0/4...20 mA, RS485	0/4...20 mA, RS485	0/4...20 mA, 0...10 V	0/4...20 mA, 0...10 V

INFRARED TEMPERATURE SWITCHES

Infrared temperature switches recognize hot objects (without contact) to trigger a switch process.

The switching level can be adjusted and the switch status is indicated by LED. Switches are used for recognizing, counting, or positioning hot objects, e.g. in forges or steel works.



M67S

TEMPERATURE SWITCHES



M67S 0.78...1.06 µm

Analog 2-wire pyrometer with view finder and focusable optics, for high temperature applications.

525...800 °C
600...900 °C
650...1000 °C
800...1300 °C

0.78...1.06 µm

±0.5% of full scale or 1 °C

±0.2% of full scale span

2 focusable optics:

350 mm...∞
150...350 mm

min. 180:1
(1.8 mm)

Through-lens-sighting

50 ms

4...20 mA

M67S 1...1.6 µm

Analog 2-wire pyrometer with view finder and focusable optics, for mid / high temperature applications.

220...400 °C
300...600 °C
400...800 °C
500...1100 °C

1...1.6 µm

±0.5% of full scale or 1 °C

±0.2% of full scale span

2 focusable optics:

350 mm...∞
150...350 mm

min 90:1
(1.8 mm)

Through-lens-sighting

50 ms

4...20 mA

M67S 3.86 µm

Special version of M67S for measurement of objects in flame heated furnaces, sees through clean combustion flames and hot gases.

300...1000 °C
450...1450 °C
600...1750 °C

3.86 µm

±0.5% of full scale or 1 °C

±0.2% of full scale span

1 focusable optics:

350 mm...∞

min. 30:1
(11.9 mm)

Through-lens-sighting

100 ms

4...20 mA

KTS 218

Infrared temperature switch. Recognizes hot objects located in its measuring beam without contact and triggers a switch process.

700...1500 °C

0.85...1.05 µm

0.75% oR

0.3% oR

10 fixed optics:

a = 170 mm a = 1000 mm
a = 220 mm a = 1400 mm
a = 400 mm a = 1600 mm
a = 600 mm a = 1800 mm
a = 800 mm a = 2000 mm

min. 85:1
(2.5 mm)

LED targeting light

Switch time:
600 µs

Switch output 20 V,
max. 30 mA

KTG 218

Infrared temperature switch. Recognizes hot objects located in its measuring beam without contact and triggers a switch process.

400...1400 °C

0.85...1.8 µm

0.75% oR

0.3% oR

10 fixed optics:

a = 170 mm a = 1000 mm
a = 220 mm a = 1400 mm
a = 400 mm a = 1600 mm
a = 600 mm a = 1800 mm
a = 800 mm a = 2000 mm


min. 85:1
(2.5 mm)

LED targeting light

Switch time:
600 µs

Switch output 20 V,
max. 30 mA

Non-metallic surfaces

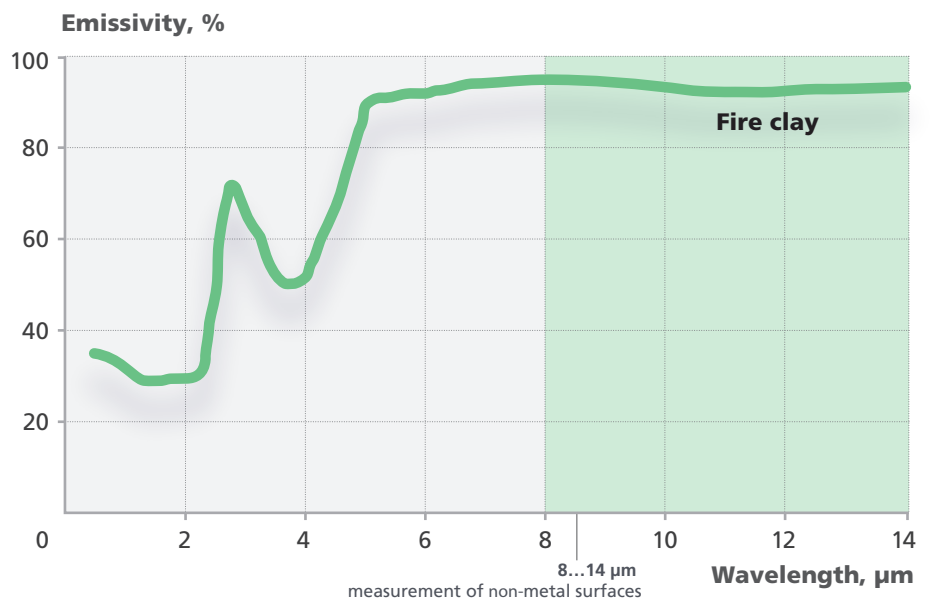


The group of non-metals includes organic and inorganic materials.

EMISSIVITY OF NON-METALLIC SURFACES

The group of non-metals includes organic materials, such as foodstuffs, wood or paper, as well as inorganic materials such as ceramics or fire clay.

The emissivity of non-metals rises with increasing wavelength. Generally speaking, from a certain wavelength, the emissivity is nearly constant. The color of the object as seen in the visible light spectrum, has practically no influence on the emissivity behavior in the mid-and long-wave infrared.



LUMASENSE SERVICE AND SUPPORT

The mission of the LumaSense services organization is to keep you focused on your business by delivering world-class customer support.

This means keeping your assets reliable and functioning, and providing you with the knowledge and expertise required to solve complex problems quickly.

The LumaSense service portfolio is organized into 4 major areas:


- Factory Services
- Support Services
- Field Services
- Training and Consulting



SERIES 5



Model	IN 5		IN 5 plus	IN 5-H plus	IN 5-L plus
Brief Description	2-wire pyrometer with 3 fixed optics and analog output for general applications.		Digital pyrometer for general applications. With analog output, digital interface, max. / min. value storage, adjustable measuring range, different optics, laser targeting light.	Like the IN 5 plus but with faster response time.	Like the IN 5 plus but with better optical performance (field of view).
Temperature Ranges	-32...50 °C 0...100 °C 0...200 °C 0...300 °C	0...400 °C 0...500 °C -32...900 °C 0...900 °C	-32...900 °C	-32...900 °C	0...900 °C
Spectral Range	8...14 µm		8...14 µm	8...14 µm	8...14 µm
Measurement Uncertainty	-32...0 °C: 1.5 °C 0...300 °C: 0.6% oR or 1 °C 300...900 °C: 1% oR		-32...0 °C: 1.5 °C 0...300 °C: 0.6% oR or 1 °C 300...900 °C: 1% oR	-32...0 °C: 3 °C 0...300 °C: 0.6% oR or 1.5 °C 300...900 °C: 1% oR	0...300 °C: 0.6% oR or 2 °C 300...900 °C: 1% oR
Repeatability	0.3% oR or 0.6 °C		0.3% oR or 0.6 °C	0.3% oR or 0.6 °C	0.3% oR or 0.6 °C
Optics	3 fixed optics: a = 100 mm a = 300 mm a = 800 mm		3 fixed optics: a = 100 mm a = 300 mm a = 800 mm	3 fixed optics: a = 100 mm a = 300 mm a = 800 mm	3 fixed optics: a = 100 mm a = 300 mm a = 800 mm
Field of View (Minimum spot size Ø in mm)	50:1 (2 mm)		50:1 (2 mm)	50:1 (2 mm)	100:1 (1 mm)
Alignment	—		Laser targeting	Laser targeting	Laser targeting
Exposure time t_{90}	80 ms, adjustable up to 5 s		80 ms, adjustable up to 30 s	10 ms, adjustable up to 30 s	180 ms, adjustable up to 30 s
Output	4...20 mA		0/4...20 mA, RS232 or RS485	0/4...20 mA, RS232 or RS485	0/4...20 mA, RS232 or RS485



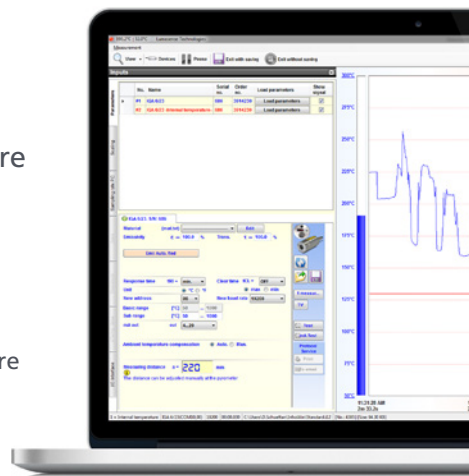
NON-METALS

SOFTWARE

SOFTWARE INFRAWIN

Easy to use measurement and evaluation software for remote configuration of fixed digital IMPAC pyrometers.

Freeware. Configure pyrometer settings via computer. Connect up to two pyrometers at the same time. Display temperature data as color bars and online graphics. Capture downstream evaluations as tables, graphics, or text files. Calculate spot sizes for different measuring distances, etc.



SERIES 140, 210, 300

SERIES 500



Model	IPE 140/34	IN 210	IN 300	IN 510, IN 510-N
Brief Description	Special version of the IPE 140 for measurement of thin PE and PP foils with a minimum material thickness of only 30 µm.	Digital pyrometer with analog output (2-wire design) and service interface (for programming emissivity, response time, and temperature range).	Good value, small 2-wire pyrometer with fixed focus, adjustable emissivity, and easy installation.	Digital pyrometers with separate miniature sensor head. Sensor head / cable usable in ambient temperatures without cooling up to 85 °C.
Temperature Ranges	50...400 °C 75... 500 °C	-32...900 °C	0...100 °C 0...500 °C 0...200 °C 0...600 °C -20...300 °C	-40...700 °C
Spectral Range	3.43 µm	8...14 µm	8...14 µm	8...14 µm
Measurement Uncertainty	< 400 °C: 2.5 °C > 400 °C: 0.4% oR +1 °C	1% oR + 1 °C	1.5% of measuring range	< -20 °C: 3 °C -20...0 °C: 2 °C > 0 °C: 0.8% oR or 1 °C
Repeatability	0.1% oR + 1 °C	0.5% oR + 1 °C	1% of measuring range	0.5% oR or 0.5 °C
Optics	3 focusable optics: a = 100...142 mm a = 185...390 mm a = 305...1900 mm	3 fixed optics: a = 100 mm a = 300 mm a = 800 mm	1 fixed optics a = 300 mm	2 fixed optics (FOV 2:1 or 10:1)
Field of View (Minimum spot size Ø in mm)	min. 50:1 (min. 2.1 mm)	min. 50:1 (2 mm)	min. 15:1	2:1 or 10:1
Alignment	Laser targeting or through-lens-sighting	—	—	—
Exposure time t_{90}	1.5 ms, adjustable up to 10 s	120 ms, adjustable up to 10 s	300 ms	180 ms, adjustable up to 30 s
Output	0/4...20 mA, RS232/ RS485 (switchable)	4...20 mA	4...20 mA	0/4...20 mA, 0...5 V or thermocouple J / K, RS232 / RS485 (switchable)

COMPREHENSIVE PYROMETER ACCESSORIES

LumaSense provides an extensive portfolio of mechanical and electrical accessories for all types of pyrometers as well as an offering of various Pyrometer Software.

The mechanical accessories e.g. include: cooling jackets, mounting devices, flange systems, laser aiming lights, air purge units, sighting tubes, optical components, etc.

The electrical accessories e.g. include: power supplies, controllers, connection cables, indicators/displays, converters, protocol converters, I/O modules, scanning systems, etc.



SERIES 2000, 3000

M67S



IN 520, IN 520-N

Digital pyrometers with separate miniature sensor head. Sensor head / cable usable in ambient temperatures without cooling up to 180 °C. Can also be used as a temperature switch.

-40...700 °C

8...14 μm

< -20 °C: 3 °C
-20...0 °C: 2 °C
> 0 °C: 0.8% oR or 1 °C

0.5% oR or 0.5 °C

2 fixed optics
(FOV 2:1 or 10:1)

2:1 or 10:1

180 ms,
adjustable up to 30 s

0/4...20 mA, 0...5 V or thermocouple J / K,
RS232 / RS485 (switchable)

IN 2000

Small, good value, simple sensor, different linear measuring outputs are available.

-32...900 °C

8...14 μm

T_{amb} 15...40 °C: 1% oR + 1 °C
other T_{amb}: 1.4% oR + 1 °C

0.3% oR

1 fixed optics
a = 50 mm

min. 10:1
(5 mm)

95 ms,
adjustable up to 120 s

4...20 mA, digital output for USB adapter

IN 3000

Small, good value, simple sensor, different linear measuring outputs are available.

0...120 °C
0...300 °C
100...500 °C

8...14 μm

1.5% oR or 2.5 °C

1% oR or 1 °C

1 fixed optics
a = 50 mm

min. 10:1
(5 mm)

300 ms

10 mV / °C or
thermocouple J / K

M67S 8...14 μm

Analog 2-wire pyrometer with view finder for general purpose and low temperature applications with high emissivity.

0...100 °C
0...300 °C
0...500 °C
100...1000 °C

8...14 μm

±0.5% of full scale or 1 °C

±0.2% of full scale span

1 focusable optics:
350 mm...∞
1 fixed optics
a = 50 mm

Focusable optics: min. 30:1
(11.9 mm)
Fixed: min. 30:1 (1.5 mm)

Through-lens-sighting

100 ms

4...20 mA

Glass surfaces



Pyrometers for molten glass, flat glass, container glass, technical glass, etc.

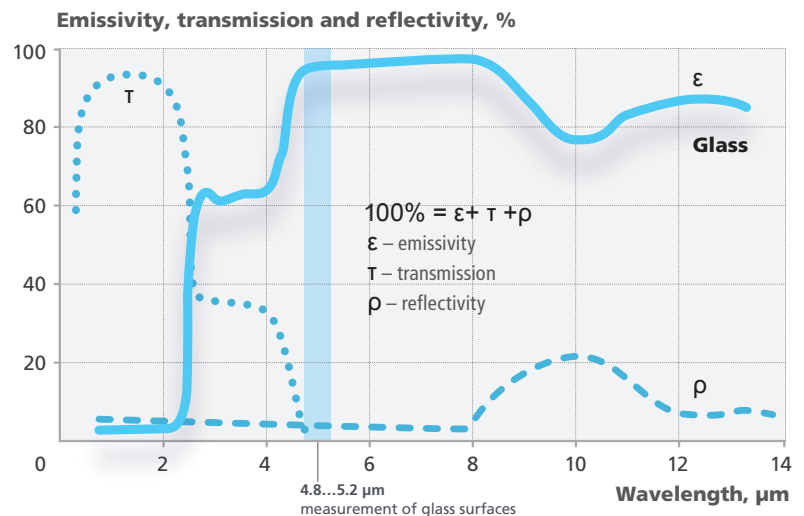
EMISSION OF GLASS SURFACES

Partially transparent materials such as glass and quartz have their own unique emissivity. The emissivity of glass is characterized by wavelength ranges where infrared radiation largely passes through the glass material (transmission), others in which it is absorbed almost completely (absorption), and where it penetrates into the glass surface depending on the glass type.

In small absorption bands these materials are opaque to radiation, which is why these bands are particularly suited for temperature measurements.

Glass is transparent in the visible light and near infrared ranges (to about $3\text{ }\mu\text{m}$), which means that its transmission is high, and consequently its emissivity low. As you can see in the figure to the right, the emissivity of glass is very high in the range from 4.5 to $8.5\text{ }\mu\text{m}$, because glass has a wide absorption band in this spectral range. Above $8\text{ }\mu\text{m}$ the reflection of glass increases sharply, making accurate measurements difficult.

As a rule, the wavelength range used for temperature measurements on glass surfaces lies around $5.14\text{ }\mu\text{m}$ (for glass thicknesses of 1 mm and more at medium to high temperatures), or $7.75\text{ }\mu\text{m}$ (for glass thicknesses below 1 mm and low to medium temperatures).



TYPICAL WAVELENGTHS USED IN THE GLASS INDUSTRY

Depending on the application, Glass manufacturers may use different wavelengths to measure the glass surface or even inside the glass.

0.78...1.15 μm	e.g. for molten glass or refractory in melting furnace, forehearth, feeder, glass gobs, etc. (penetration depth into glass: up to approx. 40 mm)
3.9 μm	for measurement through flames, e.g. in heating zone of tin bath (slight penetration into glass)
5.14 μm	for glass surfaces
7.8 μm	for ultra-thin glass sheets (< 1 mm)



SERIES 5



Model	IN 5/5	IN 5/5 plus	IN 5/5-H plus	IN 5/5-L plus
Brief Description	2-wire pyrometer for glass surface measurement.	Digital pyrometer for glass surface measurement. With analog output, digital interface, max./min. value storage, adjust. sub-range, laser targeting light.	Like IN 5/5 plus but with faster response time.	Like IN 5/5 plus but with better optical performance (field of view).
Temperature Ranges	100...600 °C 200...800 °C 100...1300 °C 400...2500 °C	100...1300 °C 400...2500 °C"	200...1300 °C 400...2500 °C	200...1300 °C 400...2500 °C
Spectral Range	5.14 μm	5.14 μm	5.14 μm	5.14 μm
Measurement Uncertainty	<1300 °C: 0.6% oR or 2 °C 1300...1800 °C: 0.8% oR >1800 °C: 1% oR	<1300 °C: 0.6% oR or 2 °C 1300...1800 °C: 0.8% oR >1800 °C: 1% oR	<1300 °C: 0.6% oR or 2 °C 1300...1800 °C: 0.8% oR >1800 °C: 1% oR	< 1300 °C: 0.8% oR or 2 °C 1300...1800 °C: 0.8% oR > 1800 °C: 1% oR
Repeatability	0.3% oR or 0.6 °C	0.3% oR or 0.6 °C	0.3% oR or 0.6 °C	0.3% oR or 0.6 °C
Optics	3 fixed optics: a = 100 mm a = 300 mm a = 1200 mm	3 fixed optics: a = 100 mm a = 300 mm a = 1200 mm	3 fixed optics: a = 100 mm a = 300 mm a = 1200 mm	3 fixed optics: a = 105 mm a = 370 mm a = 800 mm
Field of View (Minimum spot size Ø in mm)	50:1 (2.5 mm)	50:1 (2.5 mm)	50:1 (2.5 mm)	100:1 (1.1 mm)
Alignment	—	Laser targeting	Laser targeting	Laser targeting
Exposure time t_{90}	80 ms, adjustable up to 5 s	80 ms, adjustable up to 30 s	10 ms, adjustable up to 30 s	180 ms, adjustable up to 30 s
Output	4...20 mA	0/4...20 mA, RS232 or RS485	0/4...20 mA, RS232 or RS485	0/4...20 mA, RS232 or RS485



GLASS

FEATURED PRODUCT

IN 6/78

Pyrometer for stress-free production of thin and thinnest glass sheets.

- Measurement of ultra-thin glass sheets with less than 1 mm thickness
- Easy installation and maintenance due to compact, rugged IP65 stainless steel housing for harsh environments
- Multiple onboard digital and analog interfaces for direct and fast PLC communication
- Specially designed and coated high-end optics for high accuracy and excellent size of source effects



SERIES 6, 50

SERIES 140



Model	IN 6/78-L	IN 6/78-H	IS 50-LO/GL	IN 140/5	IN 140/5-H
Brief Description	Digital pyrometer for the measurement of ultra-thin glass sheets with less than 1 mm thickness.	Digital pyrometer for the measurement of ultra-thin glass sheets with less than 1 mm thickness.	Fiber optic pyrometers for measurement of molten glass in forehearth, feeder, and gobs. Adjustable measuring ranges. 2-wire design, analog output, service interface.	Pyrometers for glass surface measurement. Laser targeting light, through-lens view finder, or color TV camera. Focusable optics with small spot sizes.	Like IN 140/5 but with faster response time.
Temperature Ranges	400...1100 °C	150...800 °C	600...1800 °C	250...1400 °C 300...1600 °C 450...1500 °C 500...2500 °C	250...1400 °C 300...1600 °C 450...1500 °C 500...2500 °C
Spectral Range	7.8 µm	7.8 µm	0.8...1.1 µm	5.14 µm	5.14 µm
Measurement Uncertainty	0.7% oR or 3.5 °C	0.7% oR or 3.5 °C	< 1500 °C: 0.3% oR + 1 °C > 1500 °C: 0.5% oR + 1 °C	<1300 °C: 0.6% oR or 2 °C >1300 °C: 0.8% oR	<1300 °C: 0.6% oR or 2 °C >1300 °C: 0.8% oR
Repeatability	1 °C	1 °C	0.1% oR + 1 °C	0.3% oR	0.3% oR
Optics	Fixed optics: a = 370 mm	Fixed optics: a = 350 mm	1 fixed optics	3 focusable optics: a = 100...128 mm a = 187...322 mm a = 362...2170 mm	3 focusable optics: a = 100...128 mm a = 187...322 mm a = 362...2170 mm
Field of View (Minimum spot size Ø in mm)	75:1 (min. 5 mm)	50:1 (min. 7 mm)	min. 110:1 (min. 9 mm)	min. 150:1 (min. 1 mm)	min. 150:1 (min. 1 mm)
Alignment	—	—	—	Laser targeting or through-lens-sighting	Laser targeting or through-lens-sighting
Exposure time t₉₀	80 ms, adjustable up to 30 s	30 ms, adjustable up to 30 s	250 ms, adjustable up to 10 s	40 ms, adjustable up to 10 s	10 ms, adjustable up to 10 s
Output	0/4...20 mA, RS485	0/4...20 mA, RS485	4...20 mA, RS232	0/4...20 mA, RS232/ RS485 (switchable)	0/4...20 mA, RS232/ RS485 (switchable)

DID YOU KNOW?

Careful monitoring of glass temperatures and of production equipment and machinery is the only way to ensure that product quality will meet the stringent marketplace requirements.

LumaSense offers more than 55 years of experience in non-contact measuring technology

The principle advantages of non-contact temperature measurements are:

- Easy handling
- Fast response
- High flexibility
- Prolonged service lives
- No contamination of the molten glass
- Increased throughput rates

SERIES 210

M67S



IN 140/5-L

Like IN 140/5 but with better optical performance (field of view)



IN 210/5

Glass surface measurement version of IN 210, 2-wire design and service interface. Programmable measuring range.



M67S 0.78...1.06 µm

Analog 2-wire pyrometer with view finder for high temperature applications.



M67S 4.8...5.2 µm

Analog 2-wire pyrometer with view finder for measurement of glass surfaces or thin glass.

250...1400 °C
300...1600 °C
450...1500 °C
500...2500 °C

5.14 µm

<1300 °C: 0.6% oR or 2 °C
>1300 °C: 0.8% oR

0.3% oR + 1 °C

1 focusable optics:
a = 159...235 mm
1 fixed optics:
a = 163 mm

focusable: min. 180:1
(min. 0.9 mm)
fixed: 180:1 (min 0.9 mm)

Laser targeting or through-lens-sighting

40 ms,
adjustable up to 10 s

0/4...20 mA,
RS232/ RS485 (switchable)

100...1200 °C

5.14 µm

1% oR + 1 °C

0.5% oR + 1 °C

3 fixed optics:
a = 100 mm
a = 300 mm
a = 1200 mm

min. 50:1
(2.5 mm)

—

120 ms,
adjustable up to 10 s

4...20 mA

525...800 °C 900...1600 °C
600...900 °C 1100...2000 °C
650...1000 °C 1500...3000 °C
800...1300 °C

0.78...1.06 µm

±0.5% of full scale or 1 °C

±0.2% of full scale span

2 focusable optics:
350 mm...∞
150...350 mm

min. 180:1
(1.8 mm)

Through-lens-sighting

50 ms

4...20 mA

100...600 °C
300...1300 °C

4.8...5.2 µm

±0.5% of full scale or 1 °C

±0.2% of full scale span

1 focusable optics:
350 mm...∞

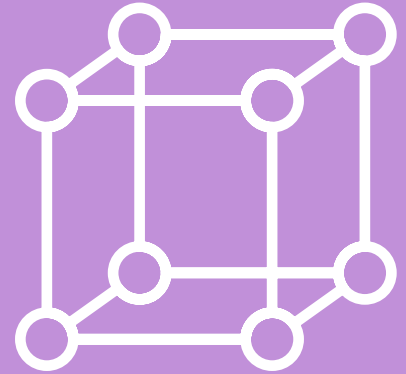
min. 30:1
(11.9 mm)

Through-lens-sighting

100 ms

4...20 mA

Special materials



Pyrometers for special applications and materials

EMISSIVITY OF SPECIAL MATERIALS

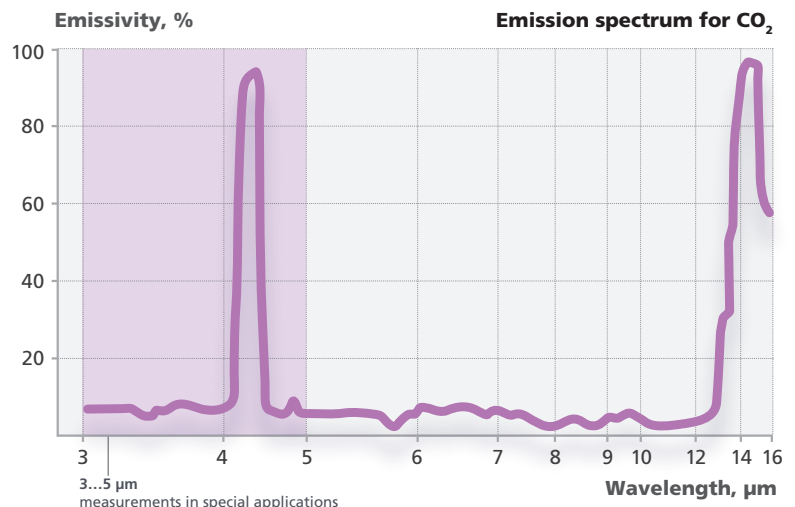
LumaSense produces a wide range of specialized pyrometers beyond those described in the previous sections. These pyrometers are customized to address specific applications and materials, and are often available with the needed accessories to provide a complete solution package.

To measure temperatures for these specialized applications, one must carefully understand the emissivity, reflectance, and transmissions of the objects to be measured. We then select the proper detectors and filters to maximize the detected signal. For example, when measuring the temperature of a combustion flame where there is expected to be significant CO₂ content, we select a narrow band filter at 4.5 μm where the emission from this gas is high (see figure). If we instead choose a 3.9 μm filter, then we can effectively avoid the CO₂ and H₂O emission bands, and look through the flame.

If you have a specialized need, which is not covered with the pyrometers below, please consult our Applications Engineering Team.

SOME EXAMPLE APPLICATIONS INCLUDE:

- Measuring flame or gas temperature, by monitoring the CO₂ absorption line
- Measuring temperature on thin plastic films
- Measuring Silicon and Sapphire wafers in Semiconductor & Compound Semi processes



APPLICATION CONSULTING AND SUPPORT

Supporting Your Applications Needs

The LumaSense Global Applications Engineering team is staffed with Sr. Engineers to help develop new solutions for customers worldwide, with focus on core markets and challenging applications.

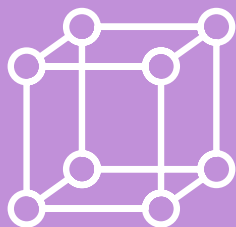
LumaSense Technologies is known for its ability to build products for custom applications using our temperature and gas sensing products to meet the stringent design requirements of the energy, industrial and clean technology markets.

Contact our dedicated Customer Care Team to request an application consultation.

SERIES 5, 6



Model	IN 5/9 plus	ISR 6 Advanced	IS 12-AI, 12-AI/S	IS 12-Si
Brief Description	Digital pyrometer especially designed for measurement of sapphire. With analog output, digital interface, max. / min. value storage, different optics, laser targeting light.	Highly accurate digital, fast pyrometer in 2-color design (switchable to mono mode) with analog output and digital interface, focusable optics, and integrated LED display.	Special version of the IS 12, designed for the measurement of Aluminum. IS 12-AI/S with built-in scanner, scanning angle adjustable between 0...4°, scanning frequency between 0...10 Hz.	Dedicated version of the IS 12, designed for measuring silicon wafers.
Temperature Ranges	0...1500 °C	600...1400 °C 700...1800 °C 800...2500 °C 1000...3000 °C	350...900 °C 400...1050 °C	350...1000 °C 400...900 °C 400...1300 °C 500...1800 °C
Spectral Range	8...9.7 µm	Ch. 1: 0.9 µm Ch. 2: 1.05 µm	Aluminum absorption filter	Silicon absorption filter
Measurement Uncertainty	0.6% oR or 3 °C	< 1500 °C: 0.3% oR + 2 °C > 1500 °C: 0.6% oR	0.3% oR + 1 °C	< 1500 °C: 0.3% oR + 1 °C > 1500 °C: 0.5% oR
Repeatability	0.3% oR or 0.6 °C	0.15% oR + 1 °C	0.1% oR + 1 °C	0.1% oR + 1 °C
Optics	6 fixed optics: a = 95 mm a = 112 mm a = 160 mm a = 280 mm a = 400 mm a = 620 mm	Manually focusable between 210...5000 mm	MB 9 5 fixed optics: a = 112 mm a = 240 mm a = 660 mm a = 1300 mm a = 5600 mm	MB 10.5 6 fixed optics: a = 80 mm a = 120 mm a = 160 mm a = 250 mm a = 660 mm a = 1300 mm a = 5600 mm
Field of View (Minimum spot size Ø in mm)	60:1 (1.7 mm)	min. 350:1 (min. 0.6 mm) Option: line optics	min. 120:1 (1.1 mm)	Fixed Optics: min. 370:1 (0.6 mm) Focusable Optics: min. 130:1 (2.3 mm)
Alignment	Laser targeting	Laser targeting or through-lens-sighting or color TV camera	Laser targeting and through-lens-sighting	Laser targeting and through-lens-sighting
Exposure time t₉₀	180 ms, adjustable up to 30 s	2 ms, adjustable up to 10 s	< 1.5 ms, adjustable up to 10 s	10 ms, adjustable up to 10 s
Output	0/4...20 mA, RS232 (RS485 on request)	0/4...20 mA, RS485, (RS232 optional)	0/4...20 mA, RS232 or RS485 (switchable)	0/4...20 mA, RS232 or RS485 (switchable)



SPECIAL MATERIALS

FEATURED PRODUCT

IPE 140

Pyrometers available with various dedicated filters for specific applications.

Next to the standard versions, these pyrometers are also available with specific filters to measure dedicated materials, including thin PE and PP foils, CO₂ or the measurement through clean combustion flames and gases.



SERIES 50

SERIES 140



Model	IS 50-Si-LO plus	IS 50-Al-LO plus	IPE 140/34	IPE 140/45
Brief Description	Special version of the IS 50-LO plus with special wavelength for the measurement of silicon wafers.	Special version of the IS 50-LO plus with special wavelength for the measurement of Aluminum.	Special version of the IPE 140 for measurement of thin PE and PP foils with a minimum material thickness of only 30 µm.	Special version of the IPE 140 for measurement of combustion flames and hot gases containing CO ₂ . This pyrometer is used e.g. in the LumaSense FEGT system for continuous measurement of the Furnace Exit-Gas Temperature in boilers and furnaces.
Temperature Ranges	400...1300 °C 500...1600 °C	400...1000 °C	50... 400 °C 75... 500 °C	400...2000 °C
Spectral Range	Narrow band in the near infrared	Narrow band in the near infrared	3.43 µm	CO ₂ absorption band for hot CO ₂ gases
Measurement Uncertainty	< 1500 °C: 0.3% oR + 1 °C > 1500 °C: 0.5% oR	< 1500 °C: 0.3% oR + 1 °C > 1500 °C: 0.5% oR	< 400 °C: 2.5 °C > 400 °C: 0.4% oR + 1 °C	<1300 °C: 0.6% oR >1300 °C: 0.8% oR
Repeatability	0.1% oR + 1 °C	0.1% oR + 1 °C	0.1% oR + 1 °C	0.1% oR + 1 °C
Optics	3 optical heads: Optics I: 3 fixed distances Optics II: 4 fixed distances Optics II: 6 focusable optics	3 optical heads: Optics I: 3 fixed distances Optics II: 4 fixed distances Optics II: 6 focusable optics	3 focusable optics: a = 100...142 mm a = 185...390 mm a = 305...1900 mm	3 focusable optics: a = 115...170 mm a = 210...500 mm a = 360...10000 mm
Field of View (Minimum spot size Ø in mm)	Optics I: 100:1 (1.2 mm) Optics II: min. 200:1 (0.45 mm)	Optics I: 35:1 (3.3 mm) Optics II: min. 85:1 (1.1 mm)	min. 50:1 (min. 2.1 mm)	min. 120:1 (min. 1.1)
Alignment	Laser targeting	Laser targeting	Laser targeting or through-lens-sighting	Laser targeting or through-lens-sighting
Exposure time t₉₀	< 1 ms, adjustable up to 10 s	< 1 ms, adjustable up to 10 s	1.5 ms, adjustable up to 10 s	1.5 ms, adjustable up to 10 s
Output	0/4...20 mA, RS232 or RS485 (switchable)	0/4...20 mA, RS232 or RS485 (switchable)	0/4...20 mA, RS232/ RS485 (switchable)	0/4...20 mA, RS232/ RS485 (switchable)

UV 400 & UVR 400

Next generation of temperature sensors developed specifically for GaN-based MOCVD epitaxy processes (metal-organic chemical vapor deposition).

Improve yield through true wafer temperature measurement

Setting new standards for LED production processes (reliable correlation between process temperature and final product wavelength)

Measure temperature directly on the GaN layer using UV wavelength instrumentation

Real time measurement of deposition thickness using a high-speed reflectometer (UVR 400)



M67S

SERIES UV 400, 315



M67S 7.9 μm

Analog 2-wire pyrometer with view finder. Special filter for thin plastic films or thin glass.

0...300 °C
100...400 °C
150...600 °C

7.9 μm

±0.5% of full scale or 1 °C

±0.2% of full scale span

1 focusable optics:
350 mm...∞
1 fixed optics
a = 50 mm

Focusable optics:
min. 30:1 (11.9 mm)
Fixed: min. 30:1 (1.5 mm)

Through-lens-sighting

100 ms

4...20 mA

M67S CO₂

Analog 2-wire pyrometer with view finder. For measurement of combustion flames and hot gases containing CO₂.

320...1200 °C
400...1400 °C
450...1900 °C
800...2200 °C

CO₂ hot band

±0.5% of full scale or 1 °C

±0.2% of full scale span

2 focusable optics:
350 mm...∞
150...350 mm

min. 30:1
(1.8 mm)

Through-lens-sighting

300 ms

4...20 mA

UV 400, UVR 400

Digital pyrometers with extremely short wavelength (in the UV spectral range) for true Wafer Surface Temperature and Reflectance Instrumentation for GaN-based MOCVD epitaxy processes. The UVR 400 includes an additional reflectometer at 635 nm with 0.5 kHz measurement speed. This enables measurement of deposition thickness. These pyrometers are also suitable for measurements on uncoated silicon wafers.

650...1300 °C

383...410 nm

< 1000 °C: 3 °C
> 1000 °C: 0.3% oR

0.1% oR + 0.1 °C

fixed optics

min 8:1
(9.8)

—

Integration Time:
Min of 8 ms

0/4...20 mA,
RS485

PhotriX

Digital, extremely sensitive pyrometer to measure small signals and lower temperatures. Configurable collection optics: lens optic, lightpipe optics, fiber optics to remote lens, fiber optics to lightpipe.

various ranges between
30...2600 °C

5 ranges: 0.65 μm, 0.88 μm,
0.9 μm, 1.55 μm, 0.7...1.65 μm

±1.5 °C or 0.15% oR

0.1 °C

Configurable collection optics:
Fixed Optics, Lightpipe, or Fiber
Optics with fixed optics or
Lightpipe

Optics or lightpipes adapted
to customers request
(min 0.5 mm)

—

1 ms, adjustable up to 60 s

4...20 mA, 0...10 V, RS232,
RS485

IGA 315-K

Portable pyrometer for non-contact temperature measurement of nozzle bricks and air stages in coking ovens at standard distances between 1 and 12 m.

600...1600 °C

1.58...1.8 μm

0.75% oR

< 0.3% oR

Focusable optics:
1000...12000 mm

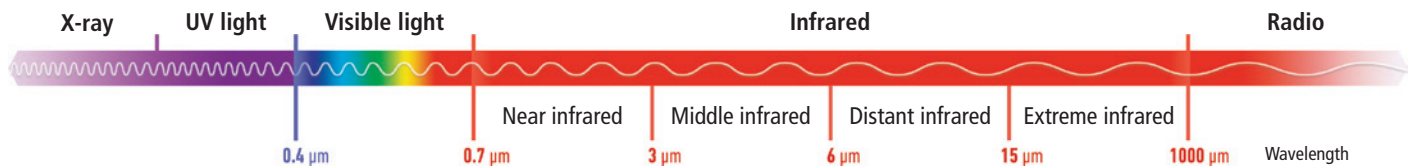
~ 300:1 (e.g. 30 mm @ 9 m
distance)

Through-lens-sighting

10 ms

USB Interface adapter

Infrared Temperature Measurement



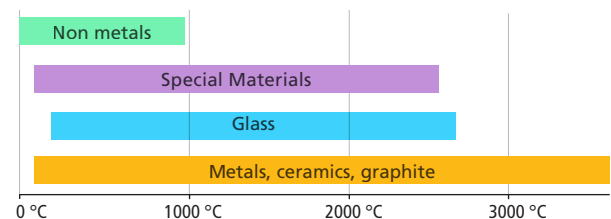
The non-contact temperature measurement (pyrometry) is an optical measurement based on the property of all materials to send out electromagnetic radiation (infrared radiation). The infrared thermometer (pyrometer) uses this radiation to determine the temperature. The pyrometer aims with the optics

at a certain spot of the object and determines the temperature of this spot. Today, typically spectral responses of pyrometers are in the near, middle, and long infrared.

Selection of the Appropriate LumaSense IMPAC Pyrometer

TEMPERATURE RANGE

Our pyrometers measure temperatures from -40 to 3500 °C. The instruments are available in different temperature ranges. The ranges shown in the chart do not show one single temperature range but give an overview of all available measurable temperatures.



SPECTRAL RANGE

The material of the measured object demands the correct selection of the optimum spectral range of the pyrometer for a specific application. Therefore, the correct spectral range is one of the most important parameters. For typical wavelengths please see page 8.

RESPONSE TIME

The response time is the time interval between the instant of an abrupt change in the value of the measuring temperature and the instant from which the measured value of the pyrometer remains within specified limits.

SIGHTING

For easy alignment of the pyrometers to the measuring object, different sighting systems are available:

- Aiming (LED or laser)
- View finder
- TV camera

DESIGN

Our pyrometers are designed for the use in industry under rough conditions. The housings of the fixed pyrometers are made of stainless steel or die cast aluminum with the protection class of IP65. The housings of the portables are made of robust plastics or die cast aluminum.

Available designs include:

- Compact pyrometers with integrated lens
- Fiber optic pyrometers (LO)
- Portables

OUTPUT

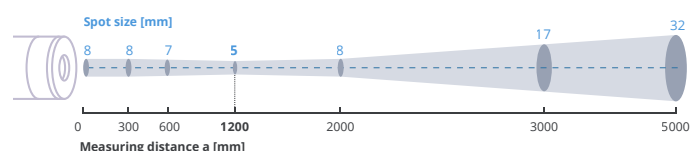
Different pyrometers provide different outputs. Analog outputs and digital interfaces are available. Some pyrometers have various switchable outputs.

- Analog output 0–20 mA or 4–20 mA or 10 mV/ °C or 0–5 V or thermo couple type J or K
- Digital interface RS232 or RS485
- Fieldbus-connection, integrated ProfiBus, ProfiNet, Ethernet
- Switch output for IR switch: 20 V, max. 30 mA

FIELD OF VIEW

The dimensions of the measured object determine the required spot size of the pyrometer. The measured object must at least fill the spot size to achieve a correct temperature measurement. Spot sizes are dependent on the type of pyrometer and measuring distance and can be calculated using the distance ratio or field of view (FOV).

$$\text{FOV} = \text{Measuring Distance} / \text{Spot Size}$$



(e.g. 240:1 means: in a distance of 1200 mm the spot size is 5 mm)

Service



The mission of the LumaSense services organization is to deliver consistent world-class customer support so you can focus on your business. Our highly trained engineers, scientists, and PhDs are ready to partner with you to deliver the right sensing solutions with the best performance and longest-life.

You expect the highest quality from your investments in LumaSense technology; therefore, our promise is to:

- Deliver responsive customer care
- Assist in keeping your assets reliable and working
- Provide you the knowledge and expertise required to solve complex problems quickly

The Customer Care team at LumaSense Technologies is your single point of contact for:

- Technical and product support
- Order, shipment, repair and parts
- Service scheduling
- Warranty services

TECHNICAL AND PRODUCT SUPPORT

Since our pyrometers are available in many different designs and specifications for almost any application, questions regarding the correct use, the settings, or the installation of the instruments may arise. Many of these questions can only be answered in an individual dialogue. Accordingly, our experienced personnel are at your disposal to help you when you need it.

ORDER, SHIPMENT, REPAIR AND PARTS

LumaSense Technologies produces high quality temperature measuring instruments, which operate efficiently, even under the toughest conditions. Nevertheless, a repair of an instrument may become necessary. Our repair services provide a fast turn round of your repair order so that your instruments will be available to you again as quickly as possible.

CALIBRATION SERVICES

LumaSense pyrometers work accurately and within their technical specifications for many years. However, periodic calibration of the instruments is highly recommended.

Our adjustment and calibration services use a wide range of our own blackbody calibration sources that are certified by all international standards bodies. Within France, Germany, and the USA, LumaSense also offers an on-site adjustment and calibration service for a wide range of pyrometer types.

In either case, if you send your pyrometer to us or take advantage of our mobile service, inspection certificates are issued. In fact, LumaSense pyrometers always include an inspection document, which confirms the operational reliability as well as measuring accuracy stated in the technical specifications.

FIELD SERVICES

We understand that successful assembly of one or more pyrometers into an existing system often requires a careful inspection of your facility. Our field application engineers are available to ensure you gain optimal performance by way of on-site repairs, calibrations, and/or training.

SERVICE CONTRACT OFFERINGS

LumaSense offers extended warranties and calibration contracts with an annual option to renew. These contracts can include preventative maintenance plus software and firmware upgrades depending on the particular contract level you choose. Additional benefits include:

- Locked in pricing per term
- Discounts on related parts, repairs, and training



With a 50-year history of creating efficiencies through light-based measurement, LumaSense Technologies, Inc., delivers innovative temperature and gas sensing instruments for the Global Energy, Industrial Materials, and Advanced Technologies markets.

Our unrivaled passion for excellence is why we have become one of the world's most trusted sensing solution providers. Beyond providing precision

engineered products, our customers turn to us knowing our commitment to their success comes first.

With expert application understanding and a growing portfolio of products, LumaSense can combine several technologies together into novel solutions even for the most complex environments.

Americas and Australia

Sales & Service
Santa Clara, CA
Phone +1 408 727 1600
Phone +1 800 631 0176 (US toll-free)
Fax: +1 408 727 1677

Europe, Middle East, Africa

Sales & Service
Frankfurt, Germany
Ph: +49 69 97373 0
Fax: +49 69 97373 167



Brasil

Sales
Rua Ataliba Camargo Andrade
172/112, Campinas, SP – 13025-290
Ph: +55 19 3367 6533
Fax: +55 19 3367 6533

India

Sales & Support Center
Mumbai, India
Ph: +91 22 67419203
Fax: +91 22 67419201

China

Sales & Support Center
Shanghai, China
Ph: +86 133 1182 7766
Ph: +86 21 5877 2383

LumaSense Technologies

www.lumasenseinc.com
info@lumasenseinc.com
support@lumasenseinc.com